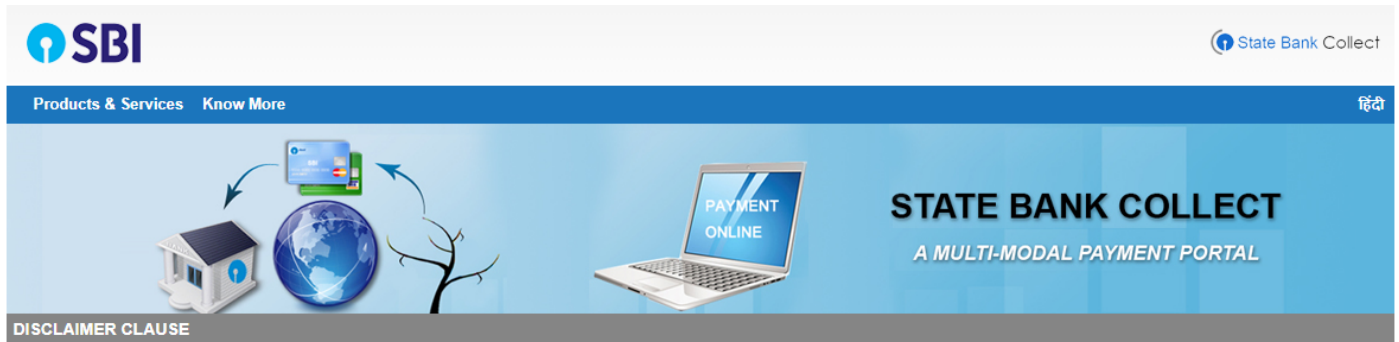


Step 1: Open Link: <https://www.onlinesbi.sbi/sbcollect/icollecthome.htm> and then Tick on I have read.... and click on **Proceed**



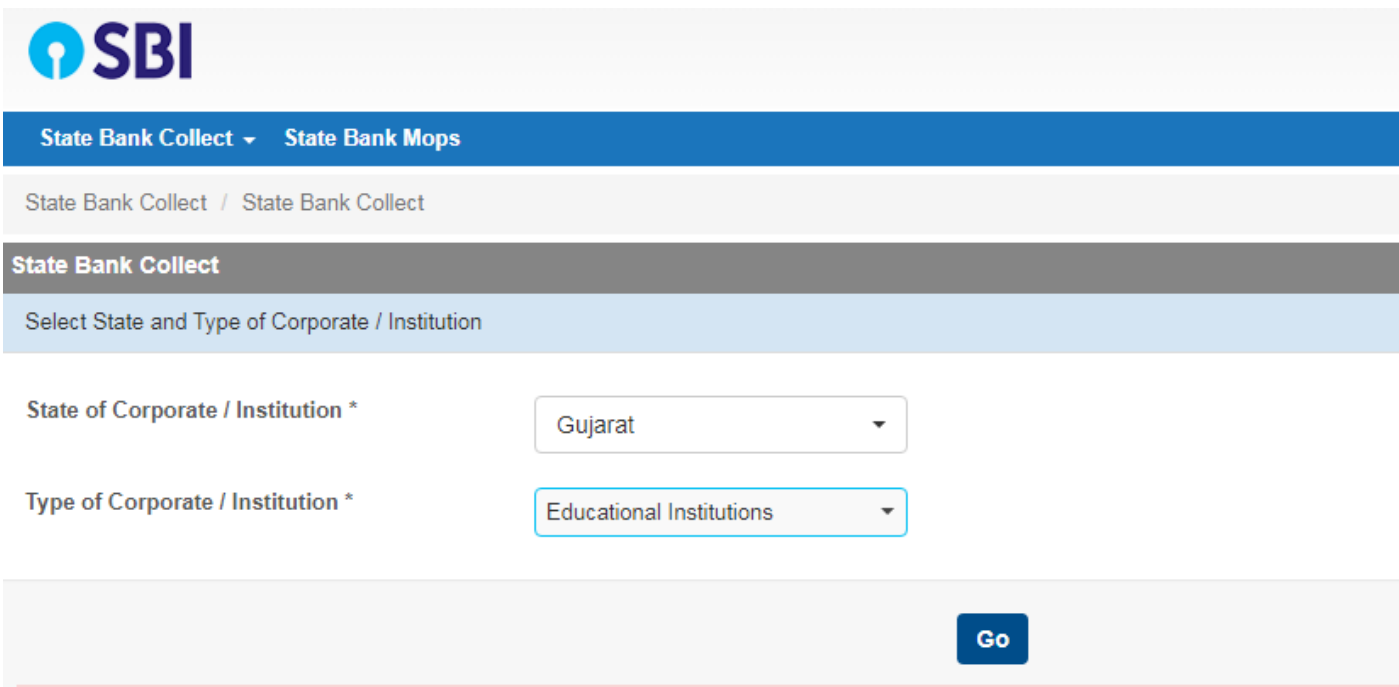
Terms Used

- > **Corporate Customer:** Firm/Company/Institution (F/C/I) collecting payment from their beneficiaries.
- > **User:** The beneficiary making a payment to F/C/I for the services/goods availed.
- > Bank shall not be responsible, in any way, for the quality or merchantability of any product/merchandise or any of the services related thereto, whatsoever, offered to the User by the Corporate Customer. Any disputes regarding the same or delivery of the Service or otherwise will be settled between Corporate Customer and the User and Bank shall not be a party to any such dispute. Any request for refund by the User on any grounds whatsoever should be taken up directly with the Corporate Customer and the Bank will not be concerned with such a request.
- > Bank takes no responsibility in respect of the services provided and User shall not be entitled to make any claim against the Bank for deficiency in the services provided by the Corporate Customer.
- > The User shall not publish, display, upload or transmit any information prohibited under Rule 3(2) of the Information Technology (Intermediaries guidelines) Rules, 2011.
- > In case of non-compliance of the terms and conditions of usage by the User, the Bank has the right to immediately terminate the access or usage rights of the User to the computer resource of the Bank and remove the non-compliant information.

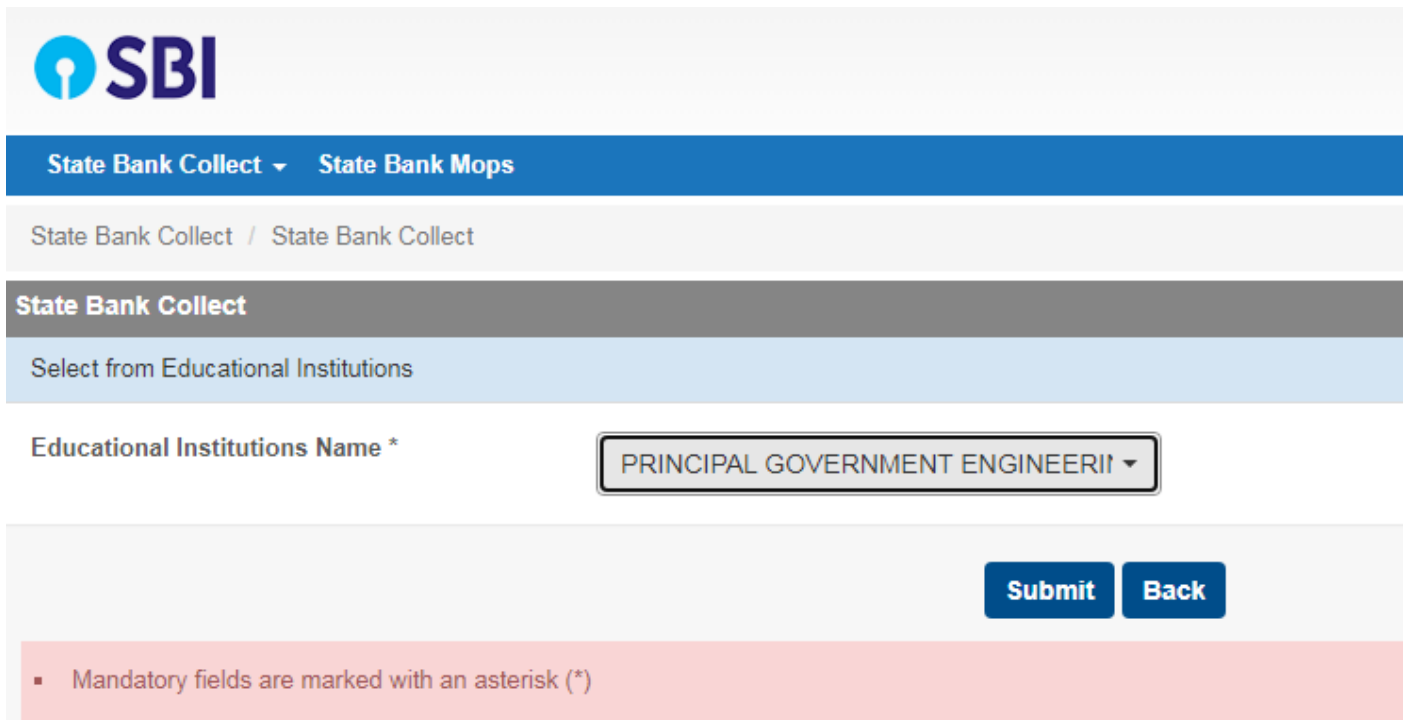
I have read and accepted the terms and conditions stated above.
(Click Check Box to proceed for payment.)

Proceed

Step 2: Select “Gujarat” in State and select “Educational institutions” in Type of Corporate/Institutions and click on **GO**

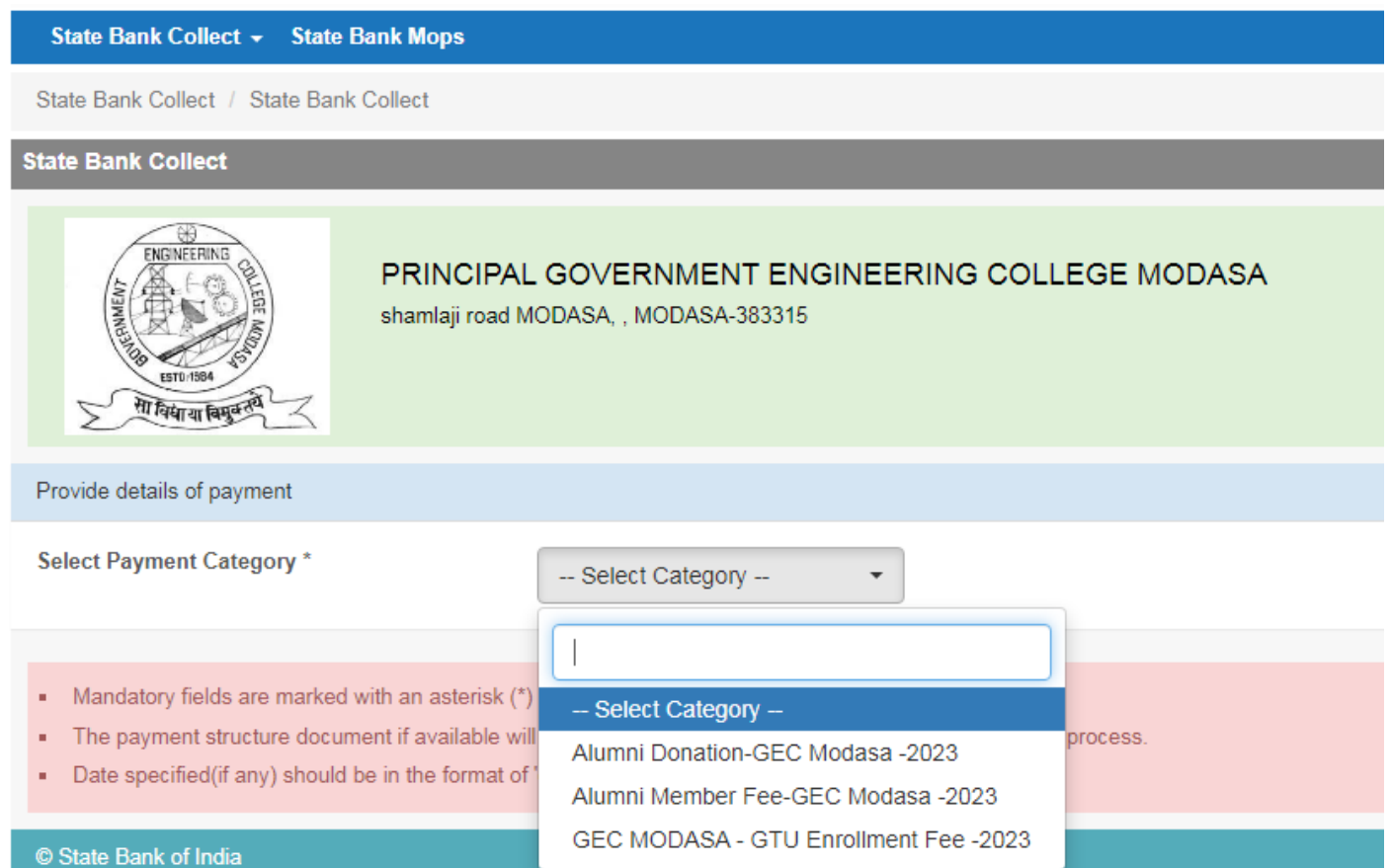


Step 3: In the Educational Institutions Name select “Principal Government Engineering College, Modasa” and click on Submit button.




The screenshot shows the SBI State Bank Collect interface. At the top left is the SBI logo. Below it is a blue navigation bar with 'State Bank Collect' and 'State Bank Mops'. A breadcrumb trail shows 'State Bank Collect / State Bank Collect'. The main heading is 'State Bank Collect'. Below this is a light blue bar with the text 'Select from Educational Institutions'. The 'Educational Institutions Name *' field is a dropdown menu with 'PRINCIPAL GOVERNMENT ENGINEERING COLLEGE MODASA' selected. At the bottom right are 'Submit' and 'Back' buttons. A red warning box at the bottom states: 'Mandatory fields are marked with an asterisk (*)'.

Step 4: In the select Payment Category select “Alumni Donation - GEC Modasa 2023”



The screenshot shows the SBI State Bank Collect interface for providing payment details. The top navigation bar and breadcrumb trail are the same as in Step 3. The main heading is 'State Bank Collect'. Below this is a green banner for 'PRINCIPAL GOVERNMENT ENGINEERING COLLEGE MODASA' with the address 'shamlaji road MODASA, , MODASA-383315' and the college logo. Below the banner is a light blue bar with the text 'Provide details of payment'. The 'Select Payment Category *' field is a dropdown menu with 'Alumni Donation - GEC Modasa -2023' selected. A red warning box at the bottom states: 'Mandatory fields are marked with an asterisk (*)', 'The payment structure document if available will be processed.', and 'Date specified(if any) should be in the format of DD/MM/YYYY'. The footer shows '© State Bank of India'.

Step 5: Fill required your details carefully and click on **SUBMIT** button. After completion of your payment receipt will be generated that you can **Print/Save** for your future reference.



Provide details of payment

Select Payment Category *

Alumni Donation-GEC Modasa -2023 ▼

Name (Surname-First name-Father Name) *

Course Completion Year

Course *

--Select Course -- ▼

Branch *

--Select Branch -- ▼

Mobile No *

E-Mail Id *

Donation Amount *

Remarks

Please enter your Name, Date of Birth (For Personal Banking) / Incorporation (For Corporate Banking) & Mobile Number. This is required to reprint your e-receipt / remittance(PAP) form, if the need arises.